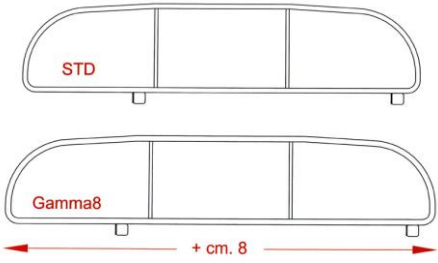




Barriers - NEWS

 <p>The diagram shows two side views of car barriers. The top one is labeled 'STD' and the bottom one is labeled 'Gamma8'. A red double-headed arrow below the Gamma8 barrier indicates it is '+ cm. 8' wider than the STD barrier.</p>	<p>Gamma 8 <i>Enlarged 8 cm. compared to the standard</i></p>	<p>View</p>
--	--	-----------------------------

 <p>A silhouette of a person is shown measuring the distance between vertical bars (representing rear headrests) with a yellow measuring tape. Three green horizontal bars are positioned above the person, representing the headrests.</p>	<p>Check by yourself <i>If your car (with rear headrests removable or at least with bars) is not included in our list or if you want verify personally how the barrier will stay on your car, please send by e-mail the necessary quotas and we will send you the drawing of the barriers mounted on the measures that you provided.</i></p>	<p>View</p>
--	---	-----------------------------

 <p>A photograph showing a white dog sitting on the back seat of a car. A black barrier is installed between the two seats, and the dog is looking out the window.</p>	<p>Back Seat Barrier <i>Made in U.S.A, if installed without the top with an RDA Barrier is an excellent complement to close the free space between two separate seats. If installed with the appendix top (see photo) is a product used in all those cases where it is problematic to install a standard barrier (Sedan, Coupè, etc.).</i></p>	<p>Price with VAT, €: 48,00</p> <p>Order Code: BSB</p> <p>Product details</p> <p>Buy</p>
---	---	--

 <p>A photograph of a German Shepherd dog sitting in the back seat of a car. A black barrier is installed between the seats. Text overlay in the bottom left corner reads: "New model 'HB' RDA65HB-... RDA100HB-..."</p>	<p>RDA New Model "HB"</p> <p>Now available Black: RDA_HB-... Grey: RDA_HBG-...</p>	<p>View price list</p>
---	---	--

--	--	--



Barriers - NEWS